



BOARD OF DIRECTORS MEETING AGENDA
Tuesday, February 24, 2026, 5:30pm
Grand Park Community Recreation Center

- I. CALL TO ORDER
- II. ROLL CALL/DECLARATION OF QUORUM/CONFLICT DISCLOSURE
- III. REVIEW AND APPROVAL OF MINUTES
 - a. January 27, 2026 Meeting Minutes
- IV. OPEN FORUM

The Board provides an opportunity for the public to comment on items not on the agenda.
- V. NEW BUSINESS
 - a. FVMRD Employee Years of Service Recognition and Awards
- VI. ACTION ITEMS
 - a. Resolution 02.24.26.01: A Resolution Approving and Adopting the Tax Increment Revenue Agreement between the FVMRD and the WINTER PARK URBAN RENEWAL AUTHORITY
- VII. DEPARTMENT REPORTS
 - a. Financial Report – January 2026
 - b. Pole Creek Golf Club
 - c. Grand Park Community Recreation Center
 - d. Recreation Programming
 - e. Fraser Valley Sports Complex
 - f. Facilities Maintenance
 - g. Foundry Cinema and Bowl
 - h. District Administration
- VIII. ADJOURNMENT

Join Meeting Via Zoom:


<https://us02web.zoom.us/j/7271087488>

Dial in: +1 346 248 7799

Meeting ID: 727 108 7488

FVMRD Mission:

Our mission is to provide fun and memorable experiences for our community and guests through innovative, quality programs and facilities that promote health and wellbeing.



BOARD OF DIRECTORS MEETING MINUTES

Tuesday, January 27, 2026, 5:30 pm

Meeting held at Grand Park Community Recreation Center and via Zoom

I. CALL TO ORDER

President Tim Gagnon called the meeting to order at 5:35pm.

II. ROLL CALL/DECLARATION OF QUORUM/CONFLICT DISCLOSURE

Tim Gagnon, Rick Holden, Tom Overton, Piper Ehlen, and Elle Soles (zoom) were in attendance. The Board members had no conflicts to disclose.

Staff present: *Scott Ledin, Ann McConnell, Meaghan Brugge, Laura Pappal, Kristen Webb, Avalon Mays, Samantha Pritchard (zoom), Jules Sheldon, Ana Morales, Austin DeGarmo, Craig Cahalane, Jesse Dickinson, Brenna Kirk*

Public present (signed-in): *Sara Ott representing WPURA*

III. REVIEW AND APPROVAL OF MINUTES

December 9, 2025 Meeting Minutes: Elle Soles motioned to approve the minutes as presented; Rick Holden seconded; all in favor 5-0.

IV. OPEN FORUM

The Board provides the opportunity for the public to comment on items that are not on the agenda. There were no comments for Open Forum.

V. WINTER PARK URBAN RENEWAL AUTHORITY UPDATE - Sara Ott

Sara Ott, WPURA Executive Director, shared a presentation about the WPURA and provided information regarding Tax Increment Financing (TIF) that is necessary for WPURA funding. She answered questions from the Board with additional details about the TIF revenue sharing agreement between FVMRD and WPURA.

VI. REVIEW AND POSSIBLE APPROVAL OF WPURA TAX INCREMENT REVENUE

AGREEMENT: *The Board reviewed the WPURA TIF agreement. Scott added that District counsel has reviewed the agreement. Upon further discussion, the Board members were prepared to vote on approving the agreement. Tom Overton motioned to approve the agreement; Rick Holden seconded; all in favor 5-0.*

Piper Ehlen left the meeting at 6:22pm

VII. DEPARTMENT REPORTS

Ann McConnell introduced Meaghan Brugge, the District's new Director of Finance and Administrative Services.

- a. *Financial Report – Year End 2025 (all dollar amounts in this report refer to the 2025 amended budget): Ann McConnell gave a verbal summary of the written report. Year-end District wide revenues were \$93,914 better than budget. Year-end costs of goods sold were \$10,089 under budget, and year-end expenses were \$70,346 under budget. Year-end net income (before capital expenditures) was \$1,624,360 which is \$174,348 better than budget.*

Parks and Rec Combined year-end revenues were \$86,484 better than budget. Year-end costs and expenses were \$49,438 under budget. Parks and Rec Combined ended the year \$135,922 better than budget with a net income of \$757,908.

Pole Creek Combined year-end revenues were \$12,565 short of budget. Year-end costs of goods sold were \$1,347 under budget and expenses were \$15,062 under budget. Pole Creek ended the year \$3,843 better than budget with a net income of \$693,943.

The Foundry year-end revenues were \$20,384 better than budget. Year-end costs of goods sold were \$9,762 under budget and expenses were \$4,840 under budget. The Foundry ended the year \$34,986 better than budget with a net income of \$180,503.


November and December capital expenditures were \$142,589 and included lease payments, rooftop HVAC repairs, the new ADA lift for the pool, natatorium sprinkler system repairs, and additional dumbbells for fitness. District wide capital expenditures for 2025 were \$1,220,627.

- b. Pole Creek Golf Club: Jesse Dickinson, Craig Cahalane, and Brenna Kirk gave a verbal summary of the written report. Jesse and Tanner had a productive trip to the PGA Show in Orlando. The clubhouse interior will be getting fresh paint this spring. Pole Creek is hosting another Ski & Snowshoe event this Saturday. Craig and staff are checking the greens for ice on a weekly basis. Brenna added that the Bistro's Fish Fry Fridays have had great turnout.*
- c. Grand Park Community Recreation Center: Avalon Mays gave a verbal summary of the written report. The Rec Center had record breaking attendance during the holiday season with over 18,000 visitors between December 15th and January 15th. The updated District website launched on December 19th. The 5-visit punch pass that was available over the holidays was successful with 71 passes sold. The Rec Center had 147,338 total visits in 2025 compared to 133,168 total visits in 2024.*
- d. Recreation Programming: Ana Morales, Jules Sheldon, and Samantha Pritchard gave a verbal summary of the written report. The cost of the new ADA lift will be partially covered with grant funds. The recent lifeguard certification class had 6 participants with several of them joining the Aquatics team as new and re-certified staff. Aquatics Coordinator interviews will take place next week. Fitness Membership + (membership plus unlimited fitness classes) launched January 1st with 20 passes sold to date. Alpine Gymnastics has moved to quarterly registration instead of monthly registration. Group fitness and personal training participation continues to grow. The new Youth Dance program has been very well received with 43 participants registered. Pottery studio numbers continue to increase; options are being explored to increase capacity. New kilns have been ordered and should arrive in late February. Samantha and Stephanie have started summer programming.*
- e. Fraser Valley Sports Complex: Austin DeGarmo gave a verbal summary of the written report. The IceBox had nearly 3000 visitors during the December 15th – January 15th holiday season. The IceBox has hosted four MPHS Hockey home games so far this season.*
- f. Facilities Maintenance: Please see written report in the meeting materials.*
- g. Foundry Cinema & Bowl: Please see written report in the meeting materials.*
- h. District Administration: Scott Ledin thanked the entire District staff for a very successful 2025 and for all the hard work during the holiday season. Thank you to Tim Gagnon and Ann McConnell for assisting with the hiring process for the new Director of Finance and Administrative Services. Welcome to the team Meaghan Brugge. Ann's retirement party is scheduled for the evening of February 25th at Bistro 28.*

Tim Gagnon thanked District managers, supervisors, and all staff for a successful 2025!

VIII. ADJOURMENT

Tom Overton motioned to adjourn the meeting; Tim Gagnon seconded; all in favor 4-0. The meeting was adjourned at 6:57pm.



February 24, 2026

FVMRD Years of Service Recognition Program

We are excited to be honoring several employees for their Years of Service at the Rec District. This program was originally established in 2013, at the direction of the Board of Directors to recognize employees for years of outstanding service and dedication.

A year of service is defined as an employee who completes 1,040 hours in a calendar year. The program benchmarks are as follow:

- 1 Year:** A District logoed baseball or stocking cap, Yeti cup, & a \$25 Visa Gift Card
- 5 Years:** A District logoed Patagonia Micro D Fleece & a \$50 Visa Gift Card
- 10 years:** A District logoed Patagonia vest & a \$100 Visa Gift Card
- 15 Years:** A District logoed Patagonia jacket & a \$150 Visa Gift Card
- 20 Years:** A \$250 Patagonia Gift of Choice & a \$200 Visa Gift Card
- 25 Years:** FVMRD Commemorative Medallion, loaded with:
 - 100 rounds of golf at Pole Creek Golf Course (some restrictions apply)
 - 200 transferable visits at the Ice Box Ice Rink
 - 200 transferable visits at Grand Park Community Recreation Center

We will be recognizing a total of 13 employees for reaching benchmark achievements in 2025. These wonderful employees are receiving awards for the following benchmarks:

YEAR 1:

Josh Wilson
Kristen Hessler
Hilario Garcia
Ana Morales
Deegan Didarino
Kasey Little
Graham Paschke

YEAR 15:

Ben Gangelhoff

YEAR 20:

Craig Cahalane

YEAR 5:

Laura Fischer
Tanner Zupfer

YEAR 10:

Sergio Melgar
Jesse Dickinson



RESOLUTION NO. 02.24.26.01

A RESOLUTION OF THE BOARD OF DIRECTORS OF THE FRASER VALLEY METROPOLITAN RECREATION DISTRICT, GRAND COUNTY, COLORADO, APPROVING AND ADOPTING THE TAX INCREMENT REVENUE AGREEMENT BETWEEN THE DISTRICT AND THE WINTER PARK URBAN RENEWAL AUTHORITY

WHEREAS, the Fraser Valley Metropolitan Recreation District (the "District") is a metropolitan recreation district and political subdivision of the State of Colorado; and

WHEREAS, the Winter Park Urban Renewal Authority (the "Authority") has prepared the Winter Park Urban Renewal Plan dated June 17, 2025 (the "Plan") for an urban renewal area within the Town of Winter Park; and

WHEREAS, the District has received and reviewed the Winter Park Urban Renewal Plan Impact Report dated November 16, 2025, analyzing and projecting the financial burdens and benefits of the Urban Renewal Project pursuant to C.R.S. § 31-25-107(3.5); and

WHEREAS, the District has reviewed the Plan and Impact Report and concludes that the proposed urban renewal project will provide significant community benefits through the elimination of blighted conditions and the redevelopment of underutilized property; and

WHEREAS, the Authority and the District have negotiated the terms of a Tax Increment Revenue Agreement (the "Agreement") providing for the sharing of property tax increment revenues generated within the Urban Renewal Area; and

WHEREAS, the Board of Directors of the District has determined that the sharing of incremental property tax revenues as set forth in the Agreement is in the best interest of the District and the community's economic redevelopment needs; and

WHEREAS, the District desires to approve and adopt the Agreement and authorize its execution by the appropriate District officials.

NOW, THEREFORE, BE IT RESOLVED BY THE BOARD OF DIRECTORS OF THE FRASER VALLEY METROPOLITAN RECREATION DISTRICT, GRAND COUNTY, COLORADO:

Section 1. The Board of Directors hereby approves and adopts the Tax Increment Revenue Agreement between the Fraser Valley Metropolitan Recreation District and the Winter Park Urban Renewal Authority, a copy of which is attached hereto as Exhibit A and incorporated herein by this reference.

Section 2. The Board of Directors finds and determines that:

- (a) The sharing of property tax increment revenues as provided in the Agreement is in the best interest of the District and serves the community's economic redevelopment needs.

(b) The Urban Renewal Plan and the proposed redevelopment will provide significant benefits to the community through the elimination of blighted conditions and increased economic activity.

(c) The terms and conditions of the Agreement are fair and reasonable and serve the public interest.

Section 3. The President of the Board of Directors is hereby authorized and directed to execute the Agreement on behalf of the District, and the Secretary of the Board is hereby authorized and directed to attest to such execution.

Section 4. This Resolution shall take effect immediately upon its adoption.

ADOPTED this ____ day of _____, 2026.

FRASER VALLEY METROPOLITAN RECREATION DISTRICT

Tim Gagnon, President, Board of Directors

ATTEST:

Tom Overton, Secretary, Board of Directors



MONTHLY FINANCIAL / BUDGET SUMMARY

Attached is the financial report for JANUARY 2026. The following provides a summary of the month as compared to the budget. A monthly budget has been put together for all departments for 2026. Monthly Revenues were budgeted based on historical averages as well as last year's actual data.

District-wide:

1. District -wide revenues for January exceeded budget by \$68,734 mainly in the Rec Center, Foundry, and Ice Box.
2. Costs of Goods sold were \$4,183 under budget due to savings in movies.
3. District-wide expenses for the month of January were \$14,662 over budget mainly due to wages over in Icebox, Foundry, and Gen Rec and youth field trips.
4. The District ended January \$58,255 better than budget.

Parks & Recreation Combined:

1. Revenue for Parks and Rec Combined was \$60,453 better than budget mainly due to strong holiday visitation and poor skiing conditions and weather.
2. Costs were in line with the budget for the month.
3. Expenses were \$12,733 over budget for the month mainly due to wage, field trip costs, and utilities.
4. Parks and Rec Combined ended the month \$47,835 better than budget.

District Administration:

1. Revenues were \$2,645 better than budget due to interest income.
2. Expenses were \$2,442 over budget due to the overlap of Finance Directors during the transition.
3. District Admin ended January on budget.

General Recreation:

1. January revenue exceeded budget by \$10,708
 - a. Youth Specialty Programs were \$2,022 better than budget driven by early enrollment in programs.
 - b. Youth Program Fees were \$8,554 better than budget driven by Mighty Mollie ski program and timing of enrollment.
2. Expenses were in \$7,901 over budget mainly due to the Mighty Mollie ski program and additional staff needed for the programs.
3. General Rec ended the month \$2,807 better than budget.

Parks & Athletics / Ice Rink:

1. Revenues for January exceeded budget by \$7,752 mainly in Daily Admissions and Skate Rentals driven by strong visitation throughout the month.
2. Expenses were \$8,363 over budget due to wages.
3. The Parks and Athletics department ended the month in line with budget.

Recreation Center:

1. Revenue for January exceeded the budget by \$39,348. Major variances as compared to budget are as follows:
 - a. Daily Visit Revenue was \$3,910 better than budget driven by snow conditions and weather.
 - b. Memberships and punch cards were \$26,136 better than budget due to continued interest in the Rec Center.
 - c. Fitness programs were \$8,076 better than budget due to growing interest in programs like strength training and jiu jitsu.

2. Costs and Expenses were \$5,883 under budget driven by a vacant coordinator position in aquatics and savings in snow removal.
3. The Rec Center ended January \$45,414 better than budget.

Pole Creek Golf Club Combined:

1. January Revenues exceed budget by \$2,157.
2. Cost of Goods Sold were over budget by \$624.
3. Expenses were under budget by \$1,396.
4. The Golf Course ended January \$2,928 favorable to budget.

Pro Shop:

1. January activity was in line with budget.

Turf Maintenance:

1. January activity was in line with budget.

Food & Beverage:

1. January revenues were over budget by \$1,341 and up 56% over prior year due to the popularity of the Fish Fry Fridays and Moonlight snowshoe event.
2. Cost of Goods were in line budget, but favorable as a percent of revenue.
3. Expenses were in line with budget.
4. The restaurant ended January \$2,035 favorable to budget.

Foundry Cinema and Bowl

1. Revenue in January exceeded budget by \$9,602.
 - a. Bowling Revenues were \$6,946 better than budget.
 - b. Movie and Concessions were \$5,434 less than budget.
 - c. Food and beverage sales were \$8,263 better than budget due to adding a handheld device allowing for sales at the lanes.
2. Costs of Goods Sold were \$4,693 less than budget due to movie sales being down and lower cost movies.
3. Expenses were over budget by \$3,499 mainly due to wages.
4. The Foundry ended January \$10,796 better than budget.

Debt Service:

1. January collections were \$3,478 short of budget due timing of the tax notices mailing.

Capital Expenditures:

1. Capital Expenditures for the month were \$20,277.
2. Lease payments on vehicles and equipment were \$2,788
3. Gen Rec purchased a new kiln for \$17,439.

Fraser Valley Metropolitan Recreation District - District Wide Totals

January 31, 2026	Current Period			2025 YTD	Year to Date			2026 Budget
	Actual	Budget	Variance		Actual	Budget	Variance	
District Administration								
Total Income	57,855	55,210	2,645	131,299	57,855	55,210	2,645	2,215,316
Total Expense	67,603	65,251	2,352	66,062	67,603	65,251	2,352	779,151
Net Income	(9,748)	(10,041)	293	65,237	(9,748)	(10,041)	293	1,436,165
General Recreation								
Total Income	31,858	21,150	10,708	15,105	31,858	21,150	10,708	265,600
Total Expense	49,222	41,321	7,901	39,838	49,222	41,321	7,901	541,162
Net Income	(17,364)	(20,171)	2,807	(24,733)	(17,364)	(20,171)	2,807	(275,562)
Parks & Athletics								
Total Income	27,452	19,700	7,752	30,363	27,452	19,700	7,752	266,100
Total Cost of Goods	818	750	68	763	818	750	68	6,000
Total Expense	77,432	69,069	8,363	68,370	77,432	69,069	8,363	708,623
Net Income	(50,799)	(50,119)	(680)	(38,770)	(50,799)	(50,119)	(680)	(448,523)
Rec Center								
Total Income	300,052	260,704	39,348	271,121	300,052	260,704	39,348	1,808,239
Total Cost of Goods	1,916	2,099	(183)	1,610	1,916	2,099	(183)	13,000
Total Expense	197,375	203,258	(5,883)	198,717	197,375	203,258	(5,883)	1,938,189
Net Income	100,761	55,347	45,414	70,794	100,761	55,347	45,414	(142,950)
Pro Shop								
Total Income	898	83	815	83	898	83	815	2,632,300
Total Cost of Goods	564	57	507	424	564	57	507	216,473
Total Expense	24,630	24,514	116	20,663	24,630	24,514	116	780,672
Net Income	(24,296)	(24,488)	192	(21,004)	(24,296)	(24,488)	192	1,635,155
Food & Beverage								
Total Income	20,155	18,814	1,341	12,914	20,155	18,814	1,341	803,400
Total Cost of Goods	6,746	6,629	117	6,770	6,746	6,629	117	263,400
Total Expense	37,187	37,998	(811)	32,502	37,187	37,998	(811)	495,222
Net Income	(23,778)	(25,813)	2,035	(26,358)	(23,778)	(25,813)	2,035	44,778
Turf Maintenance								
Total Income	0	0	0	0	0	0	0	21,250
Total Expense	102,015	102,716	(702)	156,892	102,015	102,716	(702)	1,073,271
Net Income	(102,015)	(102,716)	702	(156,892)	(102,015)	(102,716)	702	(1,052,021)
Total Golf Course								
Total Income	21,054	18,897	2,157	12,996	21,054	18,897	2,157	3,456,950
Total Cost of Goods	7,310	6,686	624	7,194	7,310	6,686	624	479,873
Total Expense	163,832	165,228	(1,396)	210,057	163,832	165,228	(1,396)	2,349,165
Net Income	(150,089)	(153,017)	2,928	(204,254)	(150,089)	(153,017)	2,928	627,912
Total Parks & Recreation								
Total Income	417,217	356,764	60,453	447,887	417,217	356,764	60,453	4,555,255
Total Cost of Goods	2,734	2,849	(115)	2,373	2,734	2,849	(115)	19,000
Total Expense	391,632	378,899	12,733	372,987	391,632	378,899	12,733	3,967,125
Net Income	22,851	(24,984)	47,835	72,527	22,851	(24,984)	47,835	569,130
Total Foundry								
Total Income	158,659	149,057	9,602	162,855	158,659	149,057	9,602	1,546,250
Total Cost of Goods	24,142	28,835	(4,693)	27,448	24,142	28,835	(4,693)	339,280
Total Expense	98,853	95,354	3,499	98,562	98,853	95,354	3,499	1,120,738
Net Income	35,664	24,868	10,796	36,845	35,664	24,868	10,796	86,232
Debt Service								
Total Income	21,522	25,000	(3,478)	76,040	21,522	25,000	(3,478)	1,261,295
Total Expense	1,076	1,250	(174)	3,802	1,076	1,250	(174)	1,260,855
Net Income	20,446	23,750	(3,304)	72,238	20,446	23,750	(3,304)	440
Total Conservation Trust								
Total Income	0	0	0	0	0	0	0	35,025
Total Expense	0	0	0	0	0	0	0	0
Net Income	0	0	0	0	0	0	0	35,025
Total District Wide								
Total Income	618,452	549,718	68,734	699,778	618,452	549,718	68,734	10,854,775
Total Cost of Goods	34,187	38,370	(4,183)	37,014	34,187	38,370	(4,183)	838,153
Total Expense	655,393	640,731	14,662	685,408	655,393	640,731	14,662	8,697,883
Net Income	(71,128)	(129,383)	58,255	(22,644)	(71,128)	(129,383)	58,255	1,318,739
Capital Expenditures								
Total Income	0	0	0	0	0	0	0	0
Total Expense	20,227	20,227	0	120,447	20,227	20,227	0	1,041,703
Net Income	(20,227)	(20,227)	0	(120,447)	(20,227)	(20,227)	(0)	(1,041,703)

**Fraser Valley Metropolitan Recreation District
Budget to Actual - District Wide**

		January 31, 2026			Current Period			2025 YTD	Year to date			2026
		Actual	Budget	Variance	Actual	Actual	Budget	Variance	BUDGET			
Ordinary Income/Expense												
Income												
	3010 · Club Rental Income	0	0	0	0	0	0	0	0	0	30,500	
	3011 · Bowling Sales	55,846	48,900	6,946	49,796	55,846	48,900	6,946	430,000			
	3020 · Conservation Trust Income	0	0	0	0	0	0	0	35,000			
	3031 · Memberships	154,328	135,450	18,878	140,342	154,328	135,450	18,878	720,000			
	3032 · Punch Cards	41,758	34,500	7,258	37,300	41,758	34,500	7,258	160,000			
	3033 · Daily Admissions	50,199	40,675	9,524	41,906	50,199	40,675	9,524	379,000			
	3034 · Gymnastics Programs	21,814	18,500	3,314	15,367	21,814	18,500	3,314	150,500			
	3035 · Aquatic Programs	4,941	6,750	(1,809)	5,746	4,941	6,750	(1,809)	45,000			
	3036 · Fitness Memberships	3,638	3,300	338	0	3,638	3,300	338	15,000			
	3036 · Fitness Programs	20,676	12,600	8,076	14,362	20,676	12,600	8,076	85,000			
	3037 · Child Care	207	200	7	0	207	200	7	4,000			
	3038 · Vending	5,316	5,500	(184)	5,540	5,316	5,500	(184)	45,000			
	3039 · Climbing Wall	1,652	1,350	302	1,068	1,652	1,350	302	9,500			
	3040 · Retail Sales	4,007	3,875	132	4,057	4,007	3,875	132	24,000			
	3041 · Concessions	12,331	12,500	(169)	12,951	12,331	12,500	(169)	151,000			
	3043 · Movie Sales	16,460	21,100	(4,640)	23,148	16,460	21,100	(4,640)	285,000			
	3045 · Lesson Revenue	0	0	0	0	0	0	0	2,000			
	3050 · Driving Range Income	0	0	0	0	0	0	0	133,000			
	3060 · Food	37,671	33,500	4,171	30,918	37,671	33,500	4,171	635,000			
	3070 · Food Discounts	(1,314)	(982)	(332)	(374)	(1,314)	(982)	(332)	(30,000)			
	3080 · Program Fees-Adult	6,688	7,100	(412)	7,090	6,688	7,100	(412)	37,600			
	3085 · Program Fees-Youth	17,299	8,400	8,899	2,326	17,299	8,400	8,899	122,000			
	3086 · Specialty Program-Youth	6,472	4,450	2,022	4,515	6,472	4,450	2,022	105,000			
	3090 · Golf Cart Rentals	0	0	0	0	0	0	0	475,000			
	3100 · Greens Fees Income	0	0	0	0	0	0	0	1,225,000			
	3101 · Advance Booking Fee	0	0	0	0	0	0	0	33,000			
	3110 · Interest Income	9,103	6,410	2,693	7,474	9,103	6,410	2,693	105,025			
	3111 · Interest Income County	0	0	0	0	0	0	0	5,700			
	3123 · Special Events/Tournaments	3,195	2,600	595	2,530	3,195	2,600	595	5,550			
	3124 · Sponsorships	3,800	3,800	0	4,640	3,800	3,800	0	56,000			
	3130 · Beverage	42,345	36,480	5,865	42,126	42,345	36,480	5,865	745,000			
	3131 · Beverage Discounts	(482)	(399)	(83)	(513)	(482)	(399)	(83)	(29,000)			
	3160 · Season Pass Income	0	0	0	0	0	0	0	225,000			
	3165 · Resident ID Cards Income	0	0	0	0	0	0	0	137,000			
	3168 · Merchandise Sales	583	83	500	83	583	83	500	267,000			
	3169 · Rental Club Sales	0	0	0	0	0	0	0	24,000			
	3171 · Tee Sign Revenue	0	0	0	0	0	0	0	6,000			
	3172 · Facility Rental Fees	8,141	9,500	(1,359)	7,588	8,141	9,500	(1,359)	123,500			
	3173 · Skate Rentals	4,366	1,800	2,566	1,719	4,366	1,800	2,566	14,500			
	3180 · Property Tax Income-Current	33,185	35,000	(1,815)	110,025	33,185	35,000	(1,815)	1,942,816			
	3181 · Property Tax-Delinquent	0	0	0	0	0	0	0	0			
	3182 · Property Tax Income Debt	21,522	25,000	(3,478)	76,040	21,522	25,000	(3,478)	1,259,095			
	3200 · Specific Ownership Taxes	15,566	13,800	1,766	13,800	15,566	13,800	1,766	164,000			
	3205 · Tournament & Leagues	12,931	13,400	(469)	25,161	12,931	13,400	(469)	232,000			
	3300 · Events	0	0	0	0	0	0	0	1,000			
	3370 · Grounds Maintenance Income	0	0	0	0	0	0	0	7,250			

**Fraser Valley Metropolitan Recreation District
Budget to Actual - District Wide**

	January 31, 2026	Current Period			2025 YTD	Year to date			2026
		Actual	Budget	Variance	Actual	Actual	Budget	Variance	BUDGET
Total Income		614,244	545,142	69,102	686,729	614,244	545,142	69,102	10,597,536
Cost of Goods Sold									
4010 · Cost of Food		13,343	12,824	519	11,466	13,343	12,824	519	236,400
4030 · Cost of Beverages		8,723	9,120	(397)	11,574	8,723	9,120	(397)	186,250
6425 · Merchandise		3,298	2,906	392	2,796	3,298	2,906	392	202,473
6426 · Cost of Movies		5,080	10,550	(5,470)	8,675	5,080	10,550	(5,470)	142,500
6427 · Cost of Concessions		3,742	2,970	772	2,502	3,742	2,970	772	37,530
6560 · Rental Supplies		0	0	0	0	0	0	0	33,000
Total COGS		34,187	38,370	(4,183)	37,014	34,187	38,370	(4,183)	838,153
Gross Profit		580,058	506,772	73,286	649,715	580,058	506,772	73,286	9,759,383
Expense									
5010 · Salaries		172,723	175,875	(3,152)	161,861	172,723	175,875	(3,152)	1,550,000
5020 · Wages		191,995	173,571	18,424	168,392	191,995	173,571	18,424	2,196,000
5024 · Retirement Contributions		20,881	23,426	(2,545)	18,748	20,881	23,426	(2,545)	226,070
5025 · Contract Labor		4,389	4,587	(198)	4,813	4,389	4,587	(198)	132,100
5030 · Health Insurance		31,456	32,076	(620)	27,178	31,456	32,076	(620)	387,479
5040 · Medicare Tax		5,724	5,458	266	5,152	5,724	5,458	266	58,415
5050 · Unemployment Tax		790	747	43	711	790	747	43	8,059
5060 · Worker's Compensation		5,476	5,485	(9)	5,648	5,476	5,485	(9)	65,710
6000 · Accounting Fees		0	0	0	0	0	0	0	17,500
6010 · Adult Program Supplies		600	600	0	1,945	600	600	0	6,000
6020 · Advertising		8,623	8,642	(19)	16,777	8,623	8,642	(19)	50,200
6035 · Aquatics		12	60	(48)	55	12	60	(48)	3,500
6040 · Automobile Mileage		0	0	0	122	0	0	0	2,050
6070 · Board/Staff Development		208	200	8	2,368	208	200	8	13,000
6080 · Cart Paths		0	0	0	0	0	0	0	3,000
6090 · Cash (Over)/Short		11	0	11	711	11	0	11	0
6110 · Cleaning Supplies		1,796	1,785	11	3,083	1,796	1,785	11	30,800
6130 · Clubhouse Landscaping		0	0	0	0	0	0	0	27,400
6130 · Community Gardens		250	250	0	0	250	250	0	4,500
6140 · Computer Expense / Support		26,121	26,501	(380)	24,392	26,121	26,501	(380)	91,825
6150 · Consulting Fees		250	250	0	941	250	250	0	34,000
6180 · Credit Card Fees		12,088	13,691	(1,603)	11,490	12,088	13,691	(1,603)	195,450
6200 · Driving Range Supplies		0	0	0	0	0	0	0	10,000
6210 · Dues, Licenses & Certifications		5,957	5,815	142	5,138	5,957	5,815	142	26,300
6220 · Election Supplies		0	0	0	0	0	0	0	0
6240 · Equipment Rental		101	326	(225)	317	101	326	(225)	22,900
6250 · Equipment Repairs & Parts		2,622	2,625	(3)	20,086	2,622	2,625	(3)	64,300
6265 · Equipment Lease		0	0	0	0	0	0	0	18,100
6273 · Field Trips-Youth		6,775	1,100	5,675	20	6,775	1,100	5,675	8,500
6274 · Field Trips-Adult		0	0	0	0	0	0	0	1,200
6295 · Fitness		554	500	54	5,271	554	500	54	5,000
6310 · Fuel & Oil		1,147	1,200	(53)	2,285	1,147	1,200	(53)	43,500
6315 · Golf Car Lease		0	0	0	0	0	0	0	190,568
6333 · Gymnastics		0	0	0	1,465	0	0	0	14,000
6350 · Irrigation Supplies / Pumphouse		0	0	0	15,775	0	0	0	28,000
6354 · Laundry		970	970	(1)	1,023	970	970	(1)	15,700
6355 · League Supplies		103	103	0	126	103	103	0	13,000

**Fraser Valley Metropolitan Recreation District
Budget to Actual - District Wide**

	January 31, 2026	Current Period			2025 YTD	Year to date			2026
		Actual	Budget	Variance	Actual	Actual	Budget	Variance	BUDGET
6360 · Legal Fees	947	940	7	1,066	947	940	7	13,000	
6370 · Liability Insurance	11,097	11,091	6	10,047	11,097	11,091	6	133,167	
6400 · Maintenance Agreements	14,097	15,570	(1,473)	9,834	14,097	15,570	(1,473)	69,750	
6405 · Maintenance & Repair	3,320	3,342	(22)	9,798	3,320	3,342	(22)	170,000	
6410 · Maint. Supplies/Tools	8,900	8,973	(73)	9,476	8,900	8,973	(73)	71,300	
6420 · Meals	569	600	(31)	508	569	600	(31)	8,900	
6450 · Furniture & Equipment	1,307	1,316	(9)	2,309	1,307	1,316	(9)	23,500	
6480 · Operating Supplies	5,682	5,662	20	5,019	5,682	5,662	20	40,250	
6485 · Paper/Plastic Goods	2,995	3,105	(110)	2,640	2,995	3,105	(110)	34,500	
6510 · Pest Control	0	0	0	0	0	0	0	8,000	
6518 · Pool Chemicals & Supplies	4,739	4,600	139	1,007	4,739	4,600	139	35,500	
6561 · Payroll Expenses	1,866	1,929	(63)	1,716	1,866	1,929	(63)	25,000	
6580 · Sand	0	0	0	0	0	0	0	20,000	
6585 · Satellite TV / Music	1,303	1,395	(92)	1,285	1,303	1,395	(92)	11,575	
6590 · Schools & Seminars	3,417	3,508	(91)	4,411	3,417	3,508	(91)	37,700	
6600 · Security Systems	189	192	(3)	189	189	192	(3)	2,700	
6610 · Seeds, Chems & Fertilizer	46,582	46,575	7	65,449	46,582	46,575	7	132,000	
6630 · Signage	0	0	0	0	0	0	0	2,500	
6631 · Special Events	1,153	1,200	(47)	971	1,153	1,200	(47)	3,500	
6632 · Smallwares	710	728	(18)	874	710	728	(18)	4,500	
6634 · Spoilage	0	0	0	0	0	0	0	0	
6635 · Summer Program Supplies	257	260	(3)	134	257	260	(3)	6,000	
6650 · Telephone	3,099	2,934	165	3,247	3,099	2,934	165	37,200	
6660 · Toilet Rental & Supplies	0	0	0	0	0	0	0	4,000	
6680 · Transportation	0	0	0	50	0	0	0	7,775	
6690 · Trash Removal	1,602	1,710	(108)	1,204	1,602	1,710	(108)	23,250	
6710 · Uniforms	1,022	1,023	(1)	482	1,022	1,023	(1)	18,450	
6715 · Utilities	31,286	30,218	1,068	29,487	31,286	30,218	1,068	359,000	
6720 · Vehicle Maintenance	0	0	0	2,974	0	0	0	14,500	
6730 · Youth Program Supplies	67	70	(3)	475	67	70	(3)	6,800	
6735 · Employee / Vol Support	142	150	(8)	0	142	150	(8)	7,000	
6740 · Water System Maintenance	1,994	2,072	(78)	2,421	1,994	2,072	(78)	45,000	
Total Expense	649,965	635,006	14,959	672,964	649,965	635,006	14,959	6,940,443	
Net Ordinary Income	(69,907)	(128,234)	58,327	(23,248)	(69,907)	(128,234)	58,327	2,818,940	
Other Income/Expense									
Other Income									
3122 · Pole Creek Classic Revenue	0	0	0	0	0	0	0	15,000	
3183 · Property Tax Income O&M	3,868	4,500	(632)	12,826	3,868	4,500	(632)	224,889	
3210 · Grant Income	0	0	0	0	0	0	0	600	
3125 · Fund Raising Income	0	0	0	0	0	5,830	(5,830)	8,750	
3170-01 · Misc. Income	339	76	263	224	339	17,039	(16,700)	8,000	
Total Other Income	4,208	4,576	(368)	13,049	4,208	27,369	(23,161)	257,239	
Other Expense									
6330 · Grants & Donations	0	0	0	0	0	0	0	11,100	
6283 · Fund Raising Expenditure	0	0	0	0	0	0	0	8,750	
9020 · Interest - Bonds / COPs	0	0	0	0	0	0	0	643,350	
9030 · Agent Fees	2,500	2,500	0	2,500	2,500	2,500	0	2,900	
9040 · Principal - Bonds / COPs	0	0	0	0	0	0	0	920,000	

**Fraser Valley Metropolitan Recreation District
Budget to Actual - District Wide**

	January 31, 2026	Current Period			2025 YTD	Year to date			2026
		Actual	Budget	Variance	Actual	Actual	Budget	Variance	BUDGET
	9050 · Treasurer's Fees	2,929	3,225	(296)	9,945	2,929	3,225	(296)	171,340
	2502 · Internal Funds Transfer	0	0		0	0	0		0
	9078-01 · Capital Exp - CTF	0	0	0	0	0	0	0	0
	Total Other Expense	5,429	5,725	(296)	12,445	5,429	5,725	(296)	1,757,440
	Net Income	(71,128)	(129,383)	58,255	(22,644)	(71,128)	(106,590)	35,462	1,318,739

**Fraser Valley Metropolitan Recreation District
Pole Creek Golf Course**

January 31, 2026		Current Period			2025 YTD	Year to date			2026
		Actual	Budget	Variance	Actual	Actual	Budget	Variance	Budget
Ordinary Income/Expense									
Income									
	3010 · Club Rental Income	0	0	0	0	0	0	0	30,500
	3045 · Lesson Revenue	0	0	0	0	0	0	0	2,000
	3050 · Driving Range Income	0	0	0	0	0	0	0	133,000
	3060 · Food	15,689	14,400	1,289	9,554	15,689	14,400	1,289	440,000
	3070 · Food Discounts	(1,314)	(982)	(332)	(374)	(1,314)	(982)	(332)	(30,000)
	3090 · Golf Cart Rentals	0	0	0	0	0	0	0	475,000
	3100 · Greens Fees Income	0	0	0	0	0	0	0	1,225,000
	3101 · Advance Booking Fee	0	0	0	0	0	0	0	33,000
	3130 · Beverage	6,264	5,780	484	4,231	6,264	5,780	484	420,000
	3131 · Beverage Discounts	(482)	(399)	(83)	(513)	(482)	(399)	(83)	(29,000)
	3160 · Season Pass Income	0	0	0	0	0	0	0	225,000
	3165 · Resident ID Cards Income	0	0	0	0	0	0	0	137,000
	3168 · Merchandise Sales	583	83	500	83	583	83	500	267,000
	3169 · Rental Club Sales	0	0	0	0	0	0	0	24,000
	3171 · Tee Sign Revenue	0	0	0	0	0	0	0	6,000
	3205 · Tournament Premiums	0	0	0	0	0	0	0	75,000
	3300 · Events	0	0	0	0	0	0	0	1,000
	3370 · Grounds Maintenance Income	0	0	0	0	0	0	0	7,250
	Total Income	20,740	18,882	1,858	12,981	20,740	18,882	1,858	3,441,750
Cost of Goods Sold									
	4010 · Cost of Food	5,039	5,184	(145)	3,860	5,039	5,184	(145)	158,400
	4030 · Cost of Beverages	1,707	1,445	262	2,910	1,707	1,445	262	105,000
	6425 · Merchandise	564	57	507	424	564	57	507	183,473
	6560 · Rental Supplies	0	0	0	0	0	0	0	33,000
	Total COGS	7,310	6,686	624	7,194	7,310	6,686	624	479,873
	Gross Profit	13,429	12,196	1,233	5,787	13,429	12,196	1,233	2,961,877
Expense									
	5010 · Salaries	47,290	47,256	34	46,240	47,290	47,256	34	410,250
	5020 · Wages	21,989	21,715	274	20,448	21,989	21,715	274	760,000
	5024 · Retirement Contributions	4,051	5,808	(1,757)	3,846	4,051	5,808	(1,757)	73,436
	5030 · Health Insurance	7,276	7,268	8	6,484	7,276	7,268	8	87,315
	5040 · Medicare Tax	1,077	1,004	73	1,026	1,077	1,004	73	19,203
	5050 · Unemployment Tax	149	137	12	141	149	137	12	2,649
	5060 · Worker's Compensation	2,391	2,393	(2)	2,533	2,391	2,393	(2)	28,694
	6020 · Advertising	688	700	(12)	923	688	700	(12)	21,500
	6040 · Automobile Mileage	0	0	0	122	0	0	0	550
	6080 · Cart Paths	0	0	0	0	0	0	0	3,000
	6090 · Cash (Over)/Short	1	0	1	0	1	0	1	0
	6110 · Cleaning Supplies	209	209	0	0	209	209	0	5,000
	6130 · Clubhouse Landscaping	0	0	0	0	0	0	0	25,000
	6140 · Computer Expense / Support	2,186	2,186	0	3,550	2,186	2,186	0	24,050
	6150 · Consulting Fees	0	0	0	0	0	0	0	1,000
	6180 · Credit Card Fees	695	613	82	424	695	613	82	95,000
	6200 · Driving Range Supplies	0	0	0	0	0	0	0	10,000
	6210 · Dues, Licenses & Certification	2,041	2,041	0	1,705	2,041	2,041	0	4,900

**Fraser Valley Metropolitan Recreation District
Pole Creek Golf Course**

	January 31, 2026			2025 YTD			Year to date			2026
	Actual	Budget	Variance	Actual	Actual	Budget	Variance	Budget		
6240 · Equipment Rental	101	101	0	99	101	101	0	19,200		
6250 · Equipment Repairs & Pa	1,692	1,700	(8)	17,559	1,692	1,700	(8)	37,000		
6265 · Equipment Lease	0	0	0	0	0	0	0	7,100		
6310 · Fuel & Oil	0	0	0	1,174	0	0	0	30,000		
6315 · Golf Car Lease	0	0	0	0	0	0	0	190,568		
6350 · Irrigation Supplies / Purn	0	0	0	15,775	0	0	0	25,000		
6354 · Laundry	416	416	(0)	469	416	416	(0)	9,500		
6360 · Legal Fees	787	790	(3)	656	787	790	(3)	2,500		
6370 · Liability Insurance	3,521	3,519	2	3,100	3,521	3,519	2	42,250		
6400 · Maintenance Agreement	1,778	1,800	(22)	0	1,778	1,800	(22)	11,250		
6405 · Maintenance & Repair	1,848	1,890	(42)	15	1,848	1,890	(42)	23,000		
6410 · Maint. Supplies/Tools	2,818	2,820	(2)	3,551	2,818	2,820	(2)	12,000		
6420 · Meals	465	500	(35)	430	465	500	(35)	2,000		
6450 · Furntiure & Equipment	354	354	(0)	0	354	354	(0)	6,500		
6480 · Operating Supplies	2,206	2,212	(6)	2,556	2,206	2,212	(6)	18,500		
6485 · Paper/Plastic Goods	604	605	(1)	35	604	605	(1)	14,500		
6510 · Pest Control	0	0	0	0	0	0	0	8,000		
6561 · Payroll Expenses	153	129	24	129	153	129	24	5,500		
6580 · Sand	0	0	0	0	0	0	0	20,000		
6585 · Satellite TV / Music	468	465	3	453	468	465	3	4,100		
6590 · Schools & Seminars	1,661	1,618	43	1,805	1,661	1,618	43	12,750		
6600 · Security Systems	73	75	(2)	73	73	75	(2)	900		
6610 · Seeds, Chems & Fertilize	46,582	46,575	7	65,449	46,582	46,575	7	120,000		
6630 · Signage	0	0	0	0	0	0	0	500		
6632 · Smallwares	228	228	0	286	228	228	0	3,000		
6634 · Spoilage	0	0	0	0	0	0	0	0		
6650 · Telephone	993	884	109	1,216	993	884	109	11,000		
6660 · Toilet Rental & Supplies	0	0	0	0	0	0	0	500		
6690 · Trash Removal	555	554	1	0	555	554	1	6,000		
6710 · Uniforms	523	523	(0)	13	523	523	(0)	11,000		
6715 · Utilities	4,893	5,068	(175)	4,915	4,893	5,068	(175)	81,500		
6720 · Vehicle Maintenance	0	0	0	1,719	0	0	0	2,000		
6735 · Employee / Vol Support	0	0	0	0	0	0	0	2,000		
6740 · Water System Maintenar	1,072	1,072	0	1,137	1,072	1,072	0	30,000		
Total Expense	163,832	165,228	(1,396)	210,057	163,832	165,228	(1,396)	2,341,165		
Net Ordinary Income	(150,403)	(153,032)	2,629	(204,270)	(150,403)	(153,032)	2,629	620,712		
Other Income/Expense										
Other Income										
3170-1 · Misc. Income	314	15	299	16	314	16,978	(16,664)	7,200		
3125 · Fund Raising Income	0	0	0	0	0	5,830	(5,830)	8,000		
Total Other Income	314	15	299	16	314	22,808	(22,494)	15,200		
Other Expense										
6283 · Fund Raising Expenditur	0	0	0	0	0	0	0	8,000		
Total Other Expense	0	0	0	0	0	0	0	8,000		
Net Other Income	314	15	299	16	314	22,808	(22,494)	7,200		
Net Income	(150,089)	(153,017)	2,928	(204,254)	(150,089)	(130,224)	(19,865)	627,912		

**Fraser Valley Metropolitan Recreation District
Parks and Recreation Combined**

January 31, 2026	Current Period			2025 YTD	Year to date			2026 Budget
	Actual	Budget	Variance		Actual	Budget	Variance	
Ordinary Income/Expense								
Income								
3031 · Memberships	154,328	135,450	18,878	140,342	154,328	135,450	18,878	720,000
3032 · Punch Cards	41,758	34,500	7,258	37,300	41,758	34,500	7,258	160,000
3033 · Daily Admissions	50,199	40,675	9,524	41,906	50,199	40,675	9,524	379,000
3034 · Gymnastics Programs	21,814	18,500	3,314	15,367	21,814	18,500	3,314	150,500
3035 · Aquatic Programs	4,941	6,750	(1,809)	5,746	4,941	6,750	(1,809)	45,000
3036 · Fitness Programs	20,676	12,600	8,076	14,362	20,676	12,600	8,076	85,000
3036 · Fitness Memberships	3,638	3,300	338	0	3,638	3,300	338	15,000
3037 · Child Care	207	200	7	0	207	200	7	4,000
3038 · Vending	0	0	0	0	0	0	0	2,500
3039 · Climbing Wall	1,652	1,350	302	1,068	1,652	1,350	302	9,500
3040 · Retail Sales	4,007	3,875	132	4,057	4,007	3,875	132	24,000
3041 · Concessions	2,125	1,500	625	1,303	2,125	1,500	625	12,000
3080 · Program Fees-Adult	6,688	7,100	(412)	7,090	6,688	7,100	(412)	37,600
3085 · Program Fees-Youth	17,299	8,400	8,899	2,326	17,299	8,400	8,899	122,000
3086 · Specialty Program-Youth	6,472	4,450	2,022	4,515	6,472	4,450	2,022	105,000
3110 · Interest Income	9,103	6,410	2,693	7,474	9,103	6,410	2,693	105,000
3111 · Interest Income County	0	0	0	0	0	0	0	3,500
3123 · Special Events	3,195	2,600	595	2,530	3,195	2,600	595	5,550
3124 · Sponsorships	0	0	0	800	0	0	0	14,000
3172 · Facility Rental Fees	5,920	7,000	(1,080)	2,965	5,920	7,000	(1,080)	78,500
3173 · Skate Rentals	4,366	1,800	2,566	1,719	4,366	1,800	2,566	14,500
3180 · Property Tax Income-Cu	33,185	35,000	(1,815)	110,025	33,185	35,000	(1,815)	1,942,816
3181 · Property Tax-Delinquent	0	0	0	0	0	0	0	0
3200 · Specific Ownership Tax	15,566	13,800	1,766	13,800	15,566	13,800	1,766	164,000
3205 · Leagues & Tournaments	6,211	7,000	(789)	20,361	6,211	7,000	(789)	115,000
Total Income	413,350	352,260	61,090	435,054	413,350	352,260	61,090	4,313,966
Cost of Goods Sold								
6425 · Merchandise	2,734	2,849	(115)	2,373	2,734	2,849	(115)	19,000
Total COGS	2,734	2,849	(115)	2,373	2,734	2,849	(115)	19,000
Gross Profit	410,616	349,411	61,205	432,681	410,616	349,411	61,205	4,294,966
Expense								
5010 · Salaries	111,971	110,390	1,581	105,351	111,971	110,390	1,581	981,750
5020 · Wages	121,857	113,200	8,657	103,772	121,857	113,200	8,657	1,101,000
5024 · Retirement Contribution	13,548	14,668	(1,120)	12,051	13,548	14,668	(1,120)	129,328
5025 · Contract Labor	4,389	4,587	(198)	4,813	4,389	4,587	(198)	132,100
5030 · Health Insurance	21,007	21,182	(176)	19,075	21,007	21,182	(176)	256,663
5040 · Medicare Tax	3,378	3,313	65	3,024	3,378	3,313	65	30,200
5050 · Unemployment Tax	466	453	13	417	466	453	13	4,167
5060 · Worker's Compensation	2,819	2,823	(4)	2,838	2,819	2,823	(4)	33,832
6000 · Accounting Fees	0	0	0	0	0	0	0	17,500
6010 · Adult Program Supplies	600	600	0	1,945	600	600	0	6,000
6020 · Advertising	5,843	5,842	1	10,518	5,843	5,842	1	19,700
6035 · Aquatics	12	60	(48)	55	12	60	(48)	3,500
6040 · Automobile Mileage	0	0	0	0	0	0	0	1,500
6070 · Board/Staff Development	208	200	8	2,368	208	200	8	13,000

**Fraser Valley Metropolitan Recreation District
Parks and Recreation Combined**

January 31, 2026	Current Period			2025 YTD	Year to date			2026 Budget
	Actual	Budget	Variance		Actual	Budget	Variance	
6090 · Cash (Over)/Short	(108)	0	(108)	(6)	(108)	0	(108)	0
6110 · Cleaning Supplies	264	251	13	1,330	264	251	13	16,300
6130 · Clubhouse Landscaping	0	0	0	0	0	0	0	2,400
6131 · Community Gardens	250	250	0	0	250	250	0	4,500
6140 · Computer Expense / Sup	22,929	23,310	(381)	19,896	22,929	23,310	(381)	53,775
6150 · Consulting Fees	0	0	0	691	0	0	0	30,000
6180 · Credit Card Fees	6,427	7,408	(981)	5,723	6,427	7,408	(981)	48,450
6210 · Dues, Licenses & Certifi	2,745	2,603	142	2,325	2,745	2,603	142	18,700
6220 · Election Supplies	0	0	0	0	0	0	0	0
6240 · Equipment Rental	0	0	0	0	0	0	0	1,000
6250 · Equipment Repairs & Pa	215	200	15	557	215	200	15	10,300
6265 · Equipment Lease	0	0	0	0	0	0	0	11,000
6273 · Field Trips-Youth	6,775	1,100	5,675	20	6,775	1,100	5,675	8,500
6274 · Field Trips-Adult / Teen	0	0	0	0	0	0	0	1,200
6295 · Fitness	554	500	54	5,271	554	500	54	5,000
6310 · Fuel & Oil	1,147	1,200	(53)	1,111	1,147	1,200	(53)	13,500
6333 · Gymnastics	0	0	0	1,465	0	0	0	14,000
6350 · Irrigation Supplies / Pun	0	0	0	0	0	0	0	3,000
6355 · League Supplies	103	103	0	126	103	103	0	13,000
6360 · Legal Fees	160	150	10	410	160	150	10	10,000
6370 · Liability Insurance	6,553	6,549	4	6,010	6,553	6,549	4	78,630
6400 · Maintenance Agreement	9,112	10,560	(1,448)	6,624	9,112	10,560	(1,448)	41,500
6405 · Maintenance & Repair	1,473	1,452	21	7,623	1,473	1,452	21	137,000
6410 · Maint. Supplies/Tools	5,712	5,753	(41)	4,333	5,712	5,753	(41)	55,800
6420 · Meals	104	100	4	78	104	100	4	6,300
6450 · Furniture & Equipment	953	962	(9)	2,309	953	962	(9)	15,000
6480 · Operating Supplies	1,146	1,050	96	683	1,146	1,050	96	13,750
6485 · Paper/Plastic Goods	606	700	(94)	848	606	700	(94)	8,500
6518 · Pool Chemicals & Suppl	4,739	4,600	139	1,007	4,739	4,600	139	35,500
6561 · Payroll Expenses	1,444	1,500	(56)	1,586	1,444	1,500	(56)	17,000
6585 · Satellite TV / Music	403	500	(97)	408	403	500	(97)	3,800
6590 · Schools & Seminars	1,756	1,890	(134)	2,606	1,756	1,890	(134)	22,450
6600 · Security Systems	117	117	(0)	117	117	117	(0)	1,400
6610 · Seeds, Chems & Fertiliz	0	0	0	0	0	0	0	12,000
6630 · Signage	0	0	0	0	0	0	0	2,000
6631 · Special Events	1,153	1,200	(47)	971	1,153	1,200	(47)	3,500
6635 · Summer Program Suppl	257	260	(3)	134	257	260	(3)	6,000
6650 · Telephone	1,776	1,762	14	1,771	1,776	1,762	14	22,700
6660 · Toilet Rental & Supplies	0	0	0	0	0	0	0	3,500
6680 · Transportation	0	0	0	50	0	0	0	7,775
6690 · Trash Removal	512	606	(94)	521	512	606	(94)	7,250
6710 · Uniforms	499	500	(1)	469	499	500	(1)	5,950
6715 · Utilities	22,275	20,750	1,525	20,036	22,275	20,750	1,525	232,500
6720 · Vehicle Maintenance	0	0	0	1,255	0	0	0	12,500
6730 · Youth Program Supplies	67	70	(3)	475	67	70	(3)	6,800
6735 · Employee / Vol Support	142	150	(8)	0	142	150	(8)	4,250
6740 · Water System Maintenan	922	1,000	(78)	1,284	922	1,000	(78)	15,000

**Fraser Valley Metropolitan Recreation District
Parks and Recreation Combined**

January 31, 2026	Current Period			2025 YTD Actual	Year to date			2026 Budget
	Actual	Budget	Variance		Actual	Budget	Variance	
Total Expense	389,279	376,424	12,855	366,345	389,279	376,424	12,855	3,773,220
Net Ordinary Income	21,336	(27,013)	48,349	66,337	21,336	(27,013)	48,349	521,746
Other Income/Expense								
Other Income								
3122 · Grand Classic Revenue	0	0	0	0	0	0	0	15,000
3125 · Fund Raising Income	0	0	0	0	0	0	0	750
3170-1 · Misc. Income	(2)	4	(6)	8	(2)	4	(6)	50
3183 · Property Tax Income O&	3,868	4,500	(632)	12,826	3,868	4,500	(632)	224,889
3210 · Grant Income	0	0	0	0	0	0	0	600
Total Other Income	3,867	4,504	(637)	12,833	3,867	4,504	(637)	241,289
Other Expense								
6330 · Grants & Donations	0	0	0	0	0	0	0	11,100
6283 · Fund Raising Expenditur	0	0	0	0	0	0	0	750
9020 · Interest - Bonds / COPs	0	0	0	0	0	0	0	54,170
9030 · Agent Fees	500	500	0	500	500	500	0	500
9040 · Principal - Bonds / COPs	0	0	0	0	0	0	0	19,000
9050 · Treasurer's Fees	1,853	1,975	(122)	6,143	1,853	1,975	(122)	108,385
Total Other Expense	2,353	2,475	(122)	6,643	2,353	2,475	(122)	193,905
Net Other Income	1,514	2,029	(515)	6,191	1,514	2,029	(515)	47,384
Net Income	22,851	(24,984)	47,835	72,527	22,851	(24,984)	47,835	569,130

**Fraser Valley Metropolitan Recreation District
The Foundry Cinema Bowl**

	January 31, 2026	Current Period			2025 YTD Actual	Year to date			2026 Budget
		Actual	Budget	Variance		Actual	Budget	Variance	
Ordinary Income/Expense									
Income									
3011 · Bowling Sales	55,846	48,900	6,946	49,796	55,846	48,900	6,946	430,000	
3038 · Vending / Arcade	5,316	5,500	(184)	5,540	5,316	5,500	(184)	42,500	
3041 · Concessions	10,206	11,000	(794)	11,649	10,206	11,000	(794)	139,000	
3043 · Movie Sales	16,460	21,100	(4,640)	23,148	16,460	21,100	(4,640)	285,000	
3060 · Food	21,982	19,100	2,882	21,364	21,982	19,100	2,882	195,000	
3070 · Food Discounts	0	0	0	0	0	0	0	0	
3124 · Sponsorships	3,800	3,800	0	3,840	3,800	3,800	0	42,000	
3130 · Beverage	36,081	30,700	5,381	37,895	36,081	30,700	5,381	325,000	
3131 · Beverage Discounts	0	0	0	0	0	0	0	0	
3172 · Facility Rental Fees	2,221	2,500	(279)	4,623	2,221	2,500	(279)	45,000	
3205 · Leagues & Tournaments	6,720	6,400	320	4,800	6,720	6,400	320	42,000	
Total Income	158,632	149,000	9,632	162,654	158,632	149,000	9,632	1,545,500	
Cost of Goods Sold									
4010 · Cost of Food	8,304	7,640	664	7,607	8,304	7,640	664	78,000	
4030 · Cost of Beverages	7,015	7,675	(660)	8,664	7,015	7,675	(660)	81,250	
6426 · Cost of Movies	5,080	10,550	(5,470)	8,675	5,080	10,550	(5,470)	142,500	
6427 · Cost of Concessions	3,742	2,970	772	2,502	3,742	2,970	772	37,530	
Total COGS	24,142	28,835	(4,693)	27,448	24,142	28,835	(4,693)	339,280	
Gross Profit	134,490	120,165	14,325	135,207	134,490	120,165	14,325	1,206,220	
Expense									
5010 · Salaries	13,462	18,229	(4,767)	10,269	13,462	18,229	(4,767)	158,000	
5020 · Wages	48,148	38,656	9,492	44,172	48,148	38,656	9,492	335,000	
5024 · Retirement Contributions	3,283	2,950	333	2,851	3,283	2,950	333	23,306	
5030 · Health Insurance	3,174	3,626	(452)	1,619	3,174	3,626	(452)	43,501	
5040 · Medicare Tax	1,269	1,141	128	1,102	1,269	1,141	128	9,012	
5050 · Unemployment Tax	175	157	18	152	175	157	18	1,243	
5060 · Worker's Compensation	265	269	(4)	277	265	269	(4)	3,184	
6020 · Advertising & Promotion	2,093	2,100	(8)	5,337	2,093	2,100	(8)	9,000	
6090 · Cash (Over)/Short	118	0	118	717	118	0	118	0	
6110 · Cleaning Supplies	1,323	1,325	(2)	1,753	1,323	1,325	(2)	9,500	
6140 · Computer Exp / Support	1,005	1,005	0	946	1,005	1,005	0	14,000	
6150 · Consulting Fees	250	250	0	250	250	250	0	3,000	
6180 · Credit Card Fees	4,965	5,670	(705)	5,342	4,965	5,670	(705)	52,000	
6210 · Dues, Licenses & Certificatio	1,171	1,171	0	1,108	1,171	1,171	0	2,700	
6240 · Equipment Rental	0	225	(225)	217	0	225	(225)	2,700	
6250 · Equipment Repairs & Parts	715	725	(10)	1,971	715	725	(10)	17,000	
6354 · Laundry	554	554	(0)	554	554	554	(0)	6,200	
6360 · Legal Fees	0	0	0	0	0	0	0	500	
6370 · Liability Insurance	1,024	1,023	1	937	1,024	1,023	1	12,287	
6400 · Maintenance Agreements	3,207	3,210	(3)	3,210	3,207	3,210	(3)	17,000	
6405 · Maintenance & Repair	0	0	0	2,160	0	0	0	10,000	
6410 · Maint. Supplies/Tools	370	400	(30)	1,592	370	400	(30)	3,500	
6420 · Meals	0	0	0	0	0	0	0	600	
6450 · Furntiure & Equipment	0	0	0	0	0	0	0	2,000	
6480 · Operating Supplies	2,330	2,400	(70)	1,779	2,330	2,400	(70)	8,000	
6485 · Paper Goods / Supplies	1,785	1,800	(15)	1,757	1,785	1,800	(15)	11,500	

**Fraser Valley Metropolitan Recreation District
The Foundry Cinema Bowl**

	January 31, 2026	Current Period			2025 YTD	Year to date			2026
		Actual	Budget	Variance	Actual	Actual	Budget	Variance	Budget
	6561 · Payroll Expenses	268	300	(32)	0	268	300	(32)	2,500
	6585 · Satellite TV / Music	433	430	3	423	433	430	3	3,675
	6590 · Schools & Seminars	0	0	0	0	0	0	0	2,500
	6600 · Security Systems	0	0	0	0	0	0	0	400
	6632 · Smallwares	482	500	(18)	589	482	500	(18)	1,500
	6650 · Telephone	330	288	42	259	330	288	42	3,500
	6690 · Trash Removal	535	550	(15)	683	535	550	(15)	10,000
	6710 · Uniforms	0	0	0	0	0	0	0	1,500
	6715 · Utilities	4,118	4,400	(282)	4,536	4,118	4,400	(282)	45,000
	6735 · Employee / Vol Support	0	0	0	0	0	0	0	750
	Total Expense	96,853	93,354	3,499	96,562	96,853	93,354	3,499	826,058
	Net Ordinary Income	37,637	26,811	10,826	38,645	37,637	26,811	10,826	380,162
	Other Income/Expense								
	Other Income								
	3170-1 · Misc. Income	27	57	(30)	200	27	57	(30)	750
	Total Other Income	27	57	(30)	200	27	57	(30)	750
	Other Expense								
	9020 · Interest - Bonds / COPs	0	0	0	0	0	0	0	216,680
	9030 · Agent Fees	2,000	2,000	0	2,000	2,000	2,000	0	2,000
	9040 · Principal - Bonds / COPs	0	0	0	0	0	0	0	76,000
	Total Other Expense	2,000	2,000	0	2,000	2,000	2,000	0	294,680
	Net Other Income	(1,973)	(1,943)	(30)	(1,800)	(1,973)	(1,943)	(30)	(293,930)
	Net Income	35,664	24,868	10,796	36,845	35,664	24,868	10,796	86,232

**Fraser Valley Metropolitan Recreation District
Debt Service**

January 31, 2026	Current Period			2025 YTD Actual	Year to date			2026 Budget
	Actual	Budget	Variance		Actual	Budget	Variance	
Ordinary Income/Expense								
Income								
3111 · Interest Income County	0.00	0.00	0	0	0.00	0.00	0	2,200
3181 · Property Tax-Delinq	0.00		0	0	0.00		0	0
3182 · Property Tax Debt	21,522.40	25,000.00	(3,478)	76,040	21,522.40	25,000.00	(3,478)	1,259,095
Total Income	21,522	25,000	(3,478)	76,040	21,522	25,000	(3,478)	1,261,295
Gross Profit	21,522	25,000	(3,478)	76,040	21,522	25,000	(3,478)	1,261,295
Net Ordinary Income	21,522	25,000	(3,478)	76,040	21,522	25,000	(3,478)	1,261,295
Other Income/Expense								
Other Expense								
9020 · Interest - Bonds	0.00	0.00	0	0	0.00	0.00	0	372,500
9030 · Agent Fees	0.00	0.00	0	0	0.00	0.00	0	400
9040 · Principal - Bonds	0.00	0.00	0	0	0.00	0.00	0	825,000
9050 · Treasurer's Fees	1,076.14	1,250.00	(174)	3,802	1,076.14	1,250.00	(174)	62,955
Total Other Expense	1,076	1,250	(174)	3,802	1,076	1,250	(174)	1,260,855
Net Income	20,446	23,750	(3,304)	72,238	20,446	23,750	(3,304)	440



To: FVMRD Board of Directors
From: Pole Creek Golf Club
Date: February 19, 2026
Subject: Golf Department Report

Golf Shop

The 2026 national rankings were released from NBC Golf Pass in January and Pole Creek was voted #38 for Best Public Courses – Golfer’s Choice! This is the 3rd time in 4 years that we were voted in the top 50 and this year we are the only course in Colorado in the Top 50.

Colorado Avid Golfer released their winners of the annual CAGGY Awards Feb. 12th and Pole Creek was voted #1 Best Mountain Course, Top 3 Staff Pick for Best Conditions – Public and #3 Best Membership Program.

NBC Golf Pass Link - <https://www.golfpass.com/travel-advisor/best-of/best-public-golf-courses-in-the-us-golfers-choice-2026>

CAGGY Awards Link - <https://coloradoavidgolfer.com/2026-best-of-colorado-golf-caggy-winners/>

I met with Heather and Becky from By Design Interiors and picked new paint colors for the clubhouse. The painter will be coming to paint some swatches today (Feb 19th) so we can see them in different lights. We hope to start painting the Pro Shop at the end of this month or early next month.

Turf Maintenance

We recently discovered ice on five of our 30 greens, so we started clearing them immediately. Out of the five, three of them melted pretty fast but the other two required us to put black sand down to help speed up the melting process which worked well. Our plan moving forward is to clear all the greens in early March then re-treat them with fungicide for snow mold. After that, hopefully it dumps feet of snow to cover them.

With the impending low snowpack, we have scheduled a meeting with our attorney and the Fairways at Pole Creek HOA in early March to discuss our options with water at Gaylord Reservoir. The winter projects on equipment and accessories are on schedule to finish before we need to get into spring set-up projects.

Bistro 28

The Bistro has had a great start to 2026! The Weekly Specials and Fish Fry Fridays have been very popular with the local community, and word of mouth spread to out of town visitors as well. Year to date, Fish Fry Fridays has been our biggest seller, with 186 platters sold. The guests complimented Casey’s consistency and creativity from the kitchen. Through today, our revenue has increased approximately 30% compared to the last year.

We have started to draft the summer menu, concentrating on the golfer’s favorites in addition to new items. Starting this summer, the Bistro will start using Toast, a new food and beverage specific POS system that uses handheld devices instead of desktop computer terminals. The new system will provide more efficient back office menu building and reporting as well as a more streamlined and efficient front of house guest service experience (especially on the beverage carts).

Department Report

Highlight...



Daddy Daughter Dance

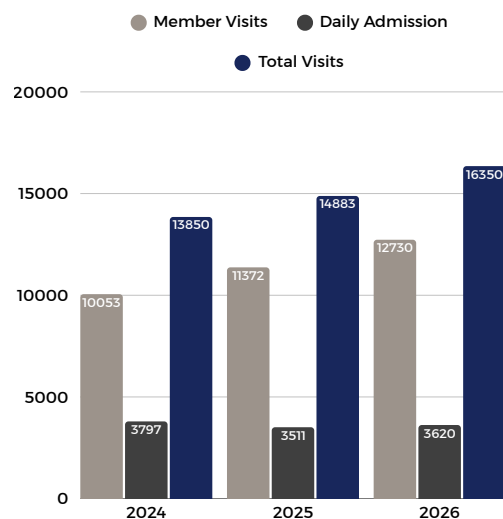
The Daddy Daughter Dance was a wonderful evening filled with dancing, crafts, and memorable moments for fathers and daughters. A lively DJ kept the energy high, and even staff joined in in the fun.

We appreciate our continued partnership with the Town of Granby Recreation Department to co-host this special event. Both dances sold out this year, fully covering expenses for both entities.

GPCRC

- January 2026 GPCRC daily visits increased by approximately 1,500 compared to January 2025, averaging about 50 additional visitors per day.
- Over 500 4-Month Winter Special memberships were purchased from October through January. Based on this strong response, the 4-month option will now transition to a year-round offering.
- We hosted a CPRA Directors Section Meeting at the GPCRC on February 19, welcoming nearly 30 Colorado Parks & Recreation professionals to Fraser. Following the meeting, staff provided tours of GPCRC, the IceBox, and the Foundry. Attendees shared positive feedback during the tours, highlighting the quality of our facilities.

GPCRC Member vs. Daily Visits
January



UPCOMING:

- 3/16 - Summer Program Guide Release
- 3/30 - Summer Program Registration
- 4/5 - Easter Egg Hunt
- 4/6 - Summer Camp Registration
- 4/29 - Vermont Systems User Group Meeting

AQUATICS

- Hollen Parsons accepted the Aquatics Coordinator position. Her primary focus will be on aquatics programming.
- A Shift Lead Lifeguard is completing the LGI certification class, expanding in-house training capacity.
- A GPCRC Safety Committee has been launched with the goal of reviewing training practices and identifying improvement opportunities.
- The Peak Swim Team competed on February 8, with one swimmer participating and performing well.
- The ADA Pool Lift has arrived, improving facility accessibility.

FITNESS & GYMNASTICS

- Fitness classes are showing strong attendance with 1,144 drop-in class participants since the beginning of the year. Most popular classes have been Winter Conditioning, Power Sculpt, Power Hour, and the new Zumba Fitness class.
- 23 Fitness Membership+ passes have been sold, those utilizing the pass account for 323 of the 1,144 drop-in class participants.
- Gymnastics staff met to prepare for the upcoming summer meet season.
- Winter Park Comp Center coaches joined Gymnastics Coordinator Kristin E. for a safety clinic focused on proper supervision and technique in the gymnastics area.

GENERAL RECREATION

- Rec Camp: After School Program is averaging 18 students per day.
- Mighty Mollie Ski Program concluded February 13 with participants showing strong skill growth and a lot of positive parent feedback.
- Spring Break Camp returns after several years, with enrollment increasing.
- Summer Camp planning is underway, with hiring in progress and capacity for up to 50 children.
- Adult programming continues at the Historic Church, including art, dance, yoga, and the return of Adult Improv in March.
- Hosted another well-attended Avalanche Awareness course in partnership with Winter Park Ski Patrol.

SPORTS COMPLEX

- The IceBox continues to stay busy with public skating sessions, Fraser Valley Hockey Association ice time, Middle Park High School Hockey, and adult league play.
- The IceBox has hosted 14 youth hockey games in 2026. The FVHA will continue practices through Mid-March as teams are preparing for State Play offs. The hockey program consists of 8U - 18U teams.
- Middle Park High School finished it's season on February 13th. We hosted 7 games in 2026. FVSC staff received many compliments in their first season of hosting MPHS games and practices at the IceBox. FVMRD and MPHS plan to meet in late February to discuss the 2025 - 2026 season.
- In adult leagues, there have been 56 hockey games and 48 curling matches played so far in 2026. Hockey championships conclude March 19, curling wraps March 15, and a mixed doubles curling league is planned through early April. The IceBox also hosted four Cramner Cup games, with the final matchup scheduled for February 28.
- Grand County Youth Basketball continues to go well and the participants are improving their skills throughout the season. There are 31 participants, 3 teams representing Fraser Valley. The season will end of February 28th.
- Youth Volleyball registration is open and practices will begin March 10th.
- Head Water Trail Alliance has only groomed the FVSC once this year due to lack of snow. Park users are still using the trail for walking and skiing.

MAINTENANCE

- Addressed multiple facility repairs and access improvements at GPCRC, including locksets, natatorium door adjustments, and spa boiler repairs.
- Repaired a water leak in the Family Changing Room ceiling and installed a new access hatch for future maintenance.
- Replaced faulty smoke detectors across multiple facilities and are continuing to work with Cintas to resolve system alerts.
- Completed ongoing preventative maintenance at the Foundry; all lanes remain operational.
- Approved plumbing repairs at Pole Creek to address a leaking water line.



To: FVMRD Board of Directors
From: Brian Brigance
Division: Family Entertainment Division
Date: February 24, 2026
Subject: The Foundry Cinema & Bowl Department Report

Bowling

March 2nd, 3rd and 4th will be the final days of our Mixed, Men's, and New League bowling, which lasted for 24 weeks and 7 weeks respectively. I am proud to say we had a very smooth league season with minimal lane interruptions and did not have to reschedule a single team due to mechanical issues. I would like to thank Kevin of the USBC for all his efforts this season and taking on the additional third league. Late nights continue to be a hit, and we are consistently hosting people on the pool tables and arcade until 10pm.

Cinema

We saw consistent cinema sales through the month of January and February with a run of R-rated adult movies including 28 Years Later: Bone Temple, Send Help, Iron Lung, Marty Supreme, Wuthering Heights, Crime 101, and Scream 7. It wasn't until this past week that we were able to get a kid's movie in, GOAT, which came just in time for President's weekend. We will wrap up our seasonal partnership with Fraser Valley Arts on Friday March 6th, with a screening of Dr. Strangelove starring Stanley Kubrick of National Theatre Live.

Food & Beverage

The KDS project is finally 100% completed and has been operational for over two weeks now. It has helped the kitchen be more aware of the ticket times and improve upon timing orders to come out at a similar time. The bar continues to see great sales throughout the week and weekends, and we continue to see that the handheld tablet helps increase food sales on a busy day.

Sincerely,

Foundry Staff



To: FVMRD Board of Directors
From: Scott Ledin, Administration Division
Date: February 20, 2026
Subject: District Administration Department Report

General Administration

The February Board Meeting will include our annual Years of Service Awards, where we'll honor thirteen employees reaching 1, 5, 10, 15, and 20 years of service. Manager level annual performance evaluations have been completed.

The Administration Division has continued its work on the comprehensive review and updating of FVMRD Policies and Procedures. We plan to have updated policies and procedures for review and comment at the March Board of Directors meeting.

After more than 16 years of dedicated service, Ann McConnell will be retiring and setting sail on new adventures. Since joining the District in the fall of 2009, Ann has been instrumental in guiding FVMRD through a period of significant growth, with the annual operating budget increasing from approximately \$3 million to \$9.5 million during her tenure.

In addition to her financial leadership, Ann has served as the District's Designated Election Official, overseen Human Resources, ensured special district compliance, and supported contract negotiations, bond refinancing efforts, and Board retreat planning. Her steady leadership, attention to detail, and commitment to transparency have been foundational to the District's stability and success.

On behalf of the Board and staff, we extend our sincere appreciation to Ann for her many years of service and wish her all the best in her retirement.

2025 Audit

We have again retained Watson Coon Ryan LLC CPA firm to conduct the 2025 audit. Audit schedule is pending.

Town of Winter Park Urban Renewal Authority (WPURA)

The WPURA continues to work through the Tax Increment Revenue Agreements (TIRA) with taxing jurisdictions. We have included Resolution 02-24-26.01 approving and adopting the TIRA between the FVMRD and the WPURA in the Board packet. We felt like this type of agreement should be formally captured via resolution vs. motion.

Colorado Parks & Recreation Association (CPRA)

FVMRD hosted the February CPRA Directors Section meeting on Thursday, February 19, at the GPCRC. We had 26 participants from around the State participate. GPCRC expansion project presentation and facility tours of expansion space, Icebox and Foundry were well received.

Sincerely,

District Administration